

IOCCP No. 611 / 07.06.2019

Protocol of analysis

Applicant: Dragonfly Biosciences Bulgaria

Subject of the test: Determination of CBD content in the examples provided

Product name: 300 mg P.C.Oil CBD 3,3% N.S.
Batch number: 0106

CANNABINOIDS %		
CBDA	CBD	CBN
-	3.7110 %	-
THCA and THC are not detectable		

Method of analysis in accordance with recommended practice of  **UNODC**
United Nations Office on Drugs and Crime

High Performance Liquid Chromatography (HPLC) analysis carried out strictly following the "Recommended methods for the identification and analysis of cannabis and cannabis products" by United Nations Office on Drug and Crime.
Method used: HPLC, column LiChrospher 60 RP-select B, 250x4mm (5 µm); pre-column 4x4mm RP-select B (5 µm).

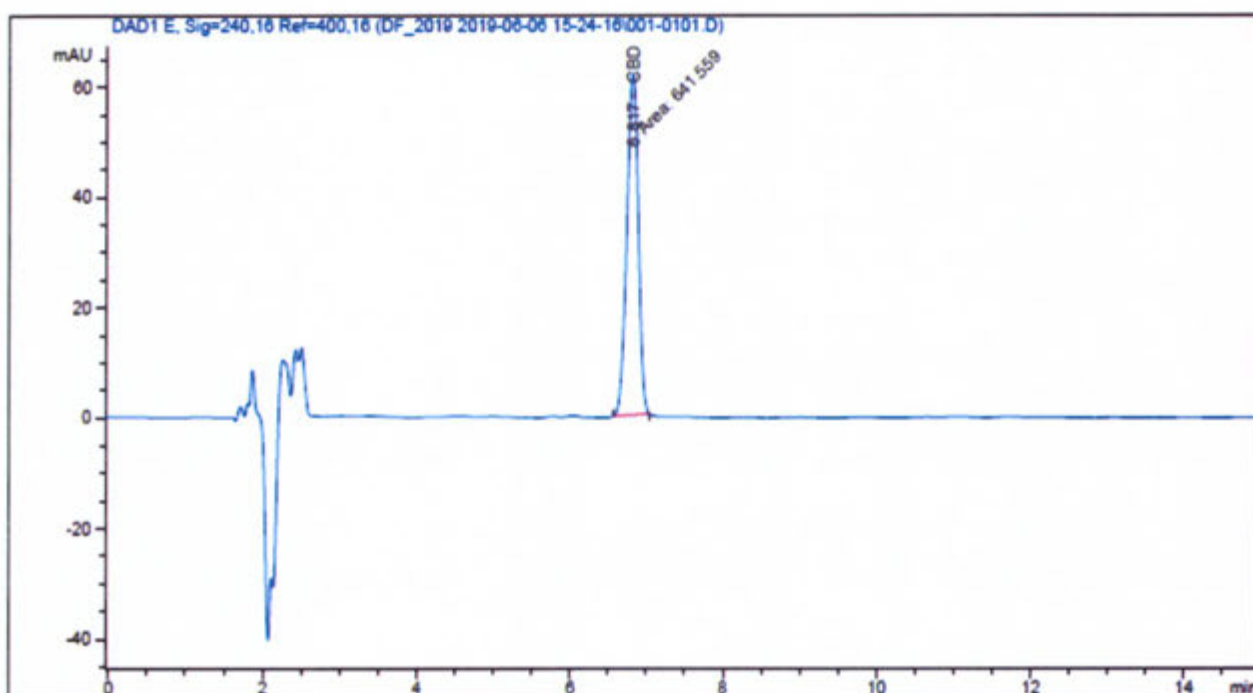
Chromatograms and other data

Data File C:\CHEM32\1\DATA\DF_2019_2019-06-06 15-24-16\001-0101.D
Sample Name: 0106

```

=====
Acq. Operator   : YN                      Seq. Line :    1
Acq. Instrument : HPLC1                   Location  : Vial 1
Injection Date  : 06.6.2019 r. 15:26:00    Inj       :    1
                                           Inj Volume: 20 µl
Acq. Method     : C:\CHEM32\1\DATA\DF_2019_2019-06-06 15-24-16\DF_2019.M
Last changed    : 23.4.2019 r. 12:33:22 by YN
Analysis Method : C:\CHEM32\1\METHODS\DF_2019.M
Last changed    : 23.4.2019 r. 12:33:22 by YN
Method Info     : This is a test method
=====

```



External Standard Report

```


=====
Sorted By      : Signal
Calib. Data Modified : 10.1.2019 r. 10:56:45
Multiplier:    : 1.0000
Dilution:      : 1.0000
Use Multiplier & Dilution Factor with ISTDs
=====


```

Signal 1: DAD1 E, Sig=240,16 Ref=400,16

RetTime [min]	Type	Area [mAU*s]	Amt/Area	Amount [mg/ml]	Grp	Name
6.000	-	-	-	-	-	CBDA
6.817	MM	641.55902	6.07361e-5	3.89658e-2	-	CBD
8.913	-	-	-	-	-	CBN

Totals : 3.89658e-2

Operator: 
(Asst. Prof. Krasimira Dikova)

Responsible scientist: 
(Prof. DSc. Vladimir Dimitrov)

/ Director of the Institute


(Prof. DSc. Svetlana Simova)

